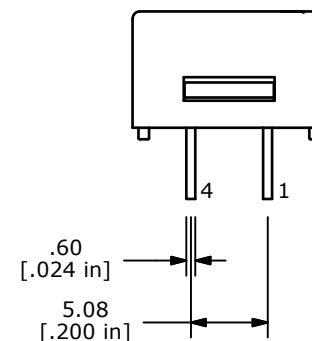
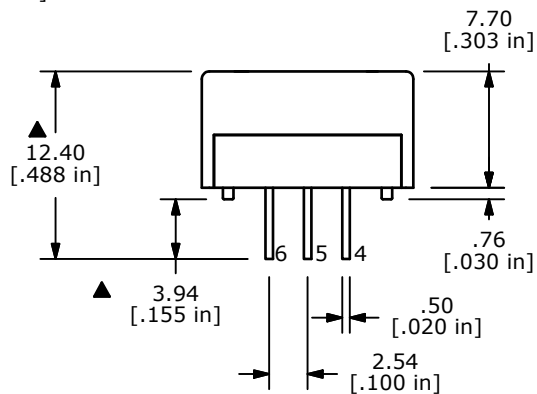
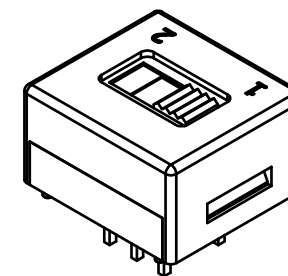
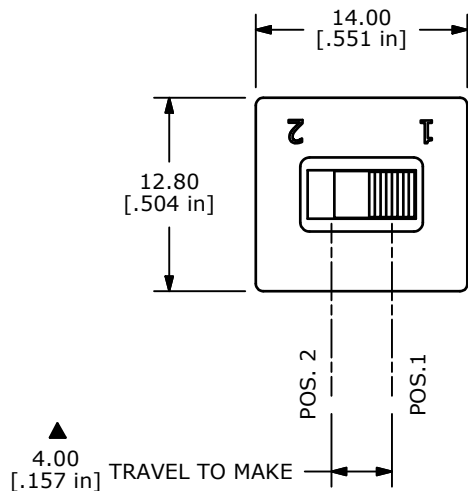
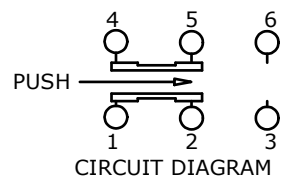


P.C.B. LAYOUT

SWITCH FUNCTION	
POS. 2	POS. 1
ON	ON
2-3, 5-6	2-1, 5-4



NOTE:

1. ALL DIMENSIONS IN MM [INCH]
2. GENERAL TOLERANCE: X.X=±0.4
X.XX=±0.25
3. TERMINAL NUMBERS FOR REF ONLY
4. PLATING MATERIAL: SILVER
5. RATING: 3A @ 120VAC OR 28VDC
1A @ 250VAC
6. CONTACT RATING: 50mΩ MAX. INITIAL
7. ELECTRIC LIFE: 20,000 ACTUATIONS AT FULL LOAD.
8. INSULATION RESISTANCE: 1,000 MΩ MIN.
9. DIELECTRIC STRENGTH: 1,000 V RMS @SEA LEVEL.
10. OPERATING TEMP.: -40°C to 80°C
11. ▲DENOTES CRITICAL PARAMETER.
12. 2002/95/EC (ROHS) COMPLIANT



TITLE 600DP1S1M2Q

C	20450	REVISED AND REDRAWN	2/2/12	BGL
REV	PCR NO	DESCRIPTION	DATE	BY

THE INFORMATION CONTAINED IN THIS DOCUMENT IS PROPRIETARY TO E-SWITCH AND IS NOT TO BE COPIED OR TRANSFERRED

SCALE 2:1	DATE 2/2/2012	DR BGL	DWG T620004	REV C
-----------	---------------	--------	-------------	-------